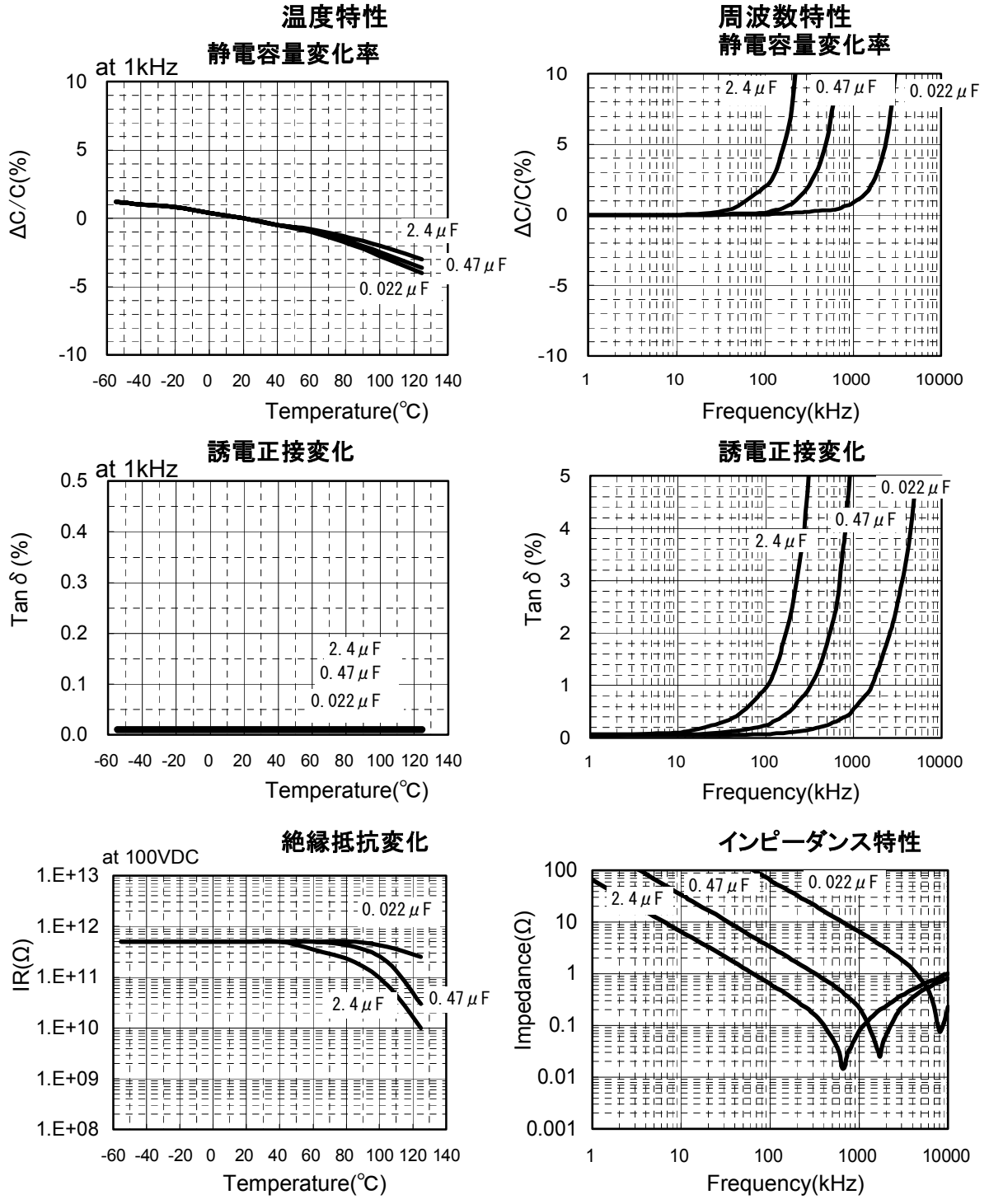




ECWF(L) Type 400VDC series (メタライストPPフィルムコンデンサ)

温度特性と周波数特性 <代表例>

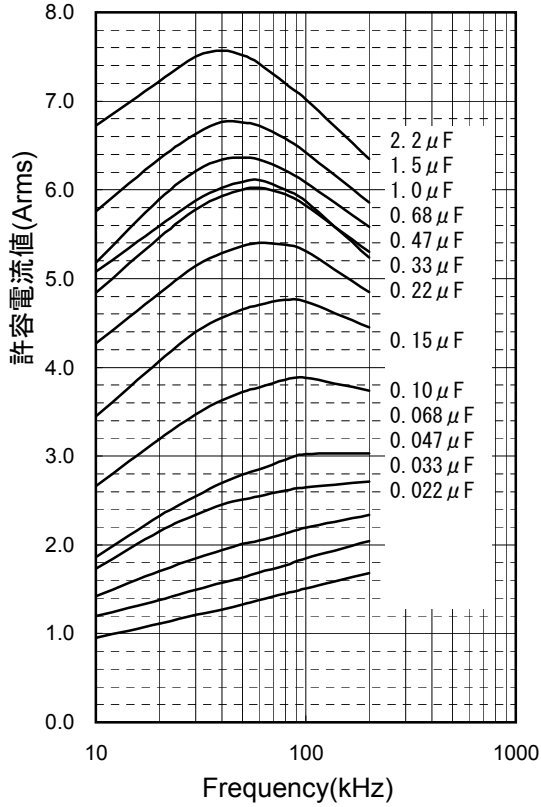




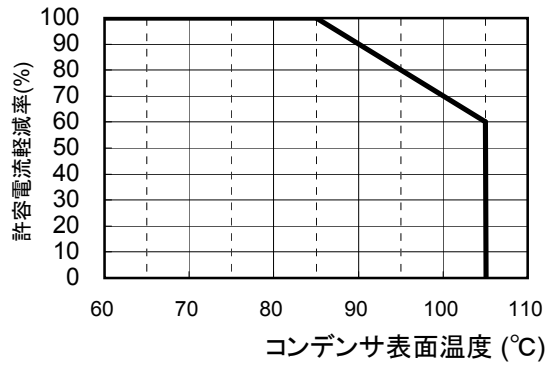
ECWF(L) Type 400VDC series (メタライストPPフィルムコンデンサ)

アプリケーションスペック

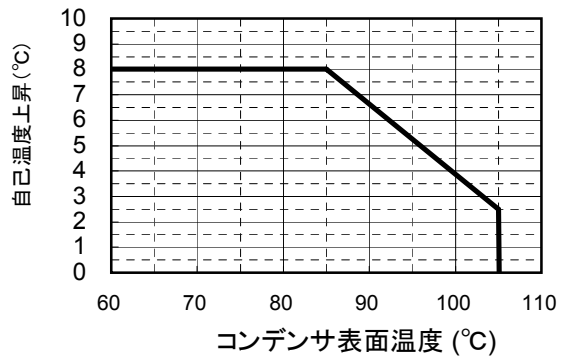
許容電流値(実効値)



許容電流の温度軽減



壁面温度による自己温度上昇の許容値



パルス電流に対する許容電流値 (パルス回数10000回以内)

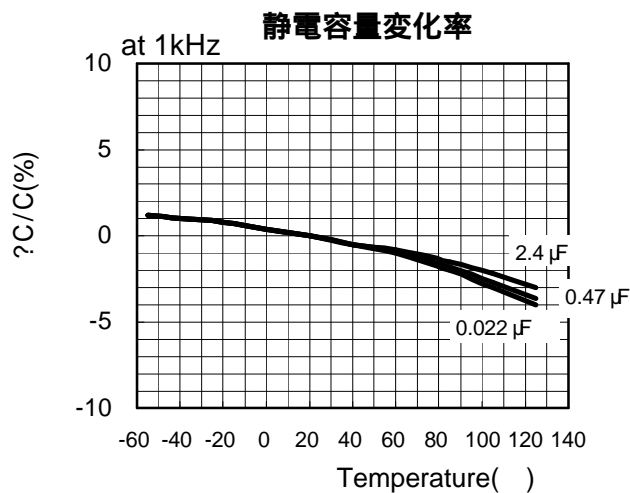
Capacitance Value(μF)	code	dV/dt (V/us)	Current(0-P) (A)	Capacitance Value(μF)	code	dV/dt (V/us)	Current(0-P) (A)
0.022	223	412	9.1	0.27	274	154	41.6
0.027	273	412	11.1	0.33	334	154	50.8
0.033	333	412	13.6	0.39	394	154	60.1
0.039	393	283	11.0	0.47	474	154	72.4
0.047	473	283	13.3	0.56	564	136	76.2
0.056	563	283	15.8	0.68	684	136	92.5
0.068	683	283	19.2	0.82	824	113	92.7
0.082	823	283	23.2	1.00	105	113	113.0
0.10	104	200	20.0	1.20	125	85	102.0
0.12	124	200	24.0	1.50	155	85	127.5
0.15	154	200	30.0	1.80	185	85	153.0
0.18	184	200	36.0	2.20	225	85	187.0
0.22	224	200	44.0	2.40	245	85	204.0

* Please consult Panasonic if your condition exceeds the above
 *When you use this product, peak voltage must not exceed DC rated voltage.
 *The current(0-P) value is calculated using nominal capacitance.

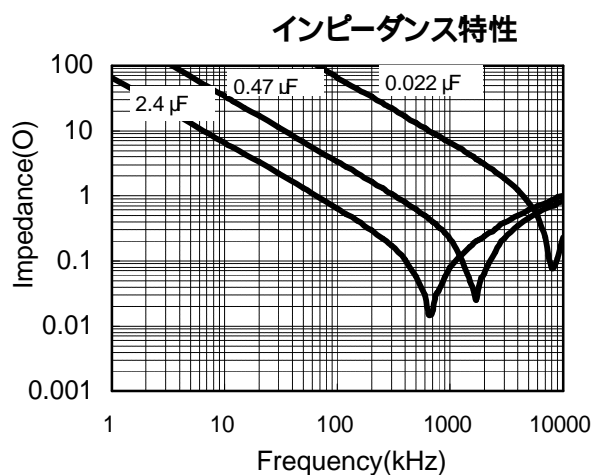
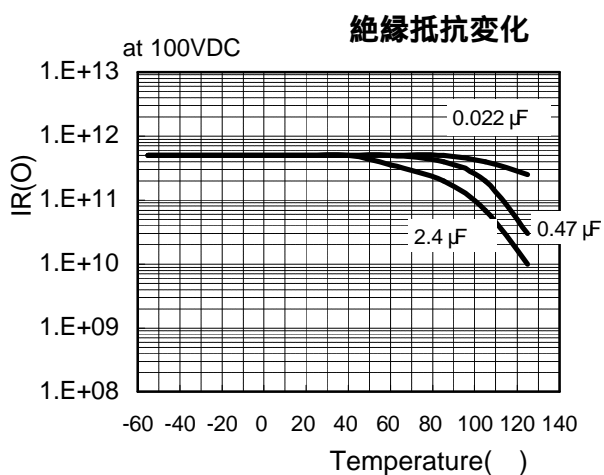
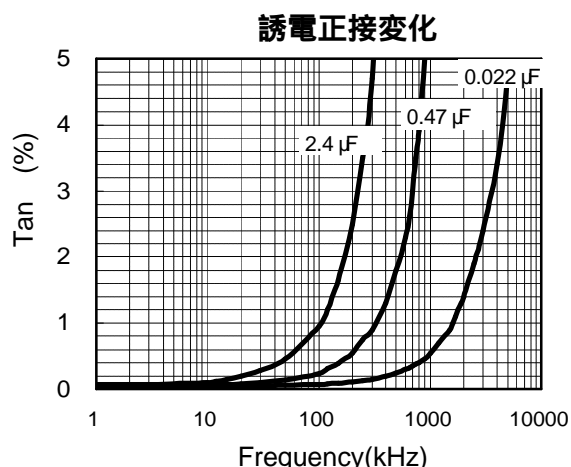
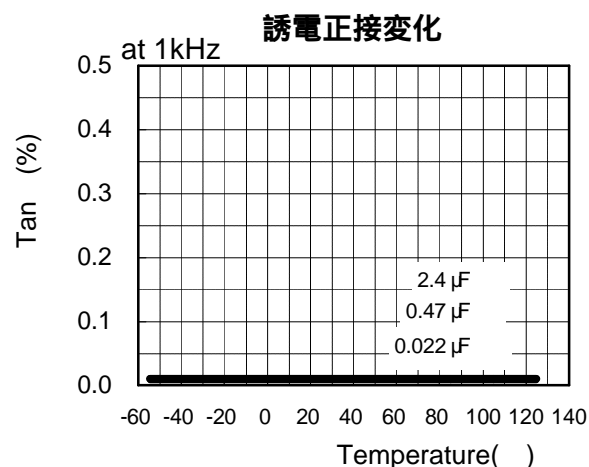
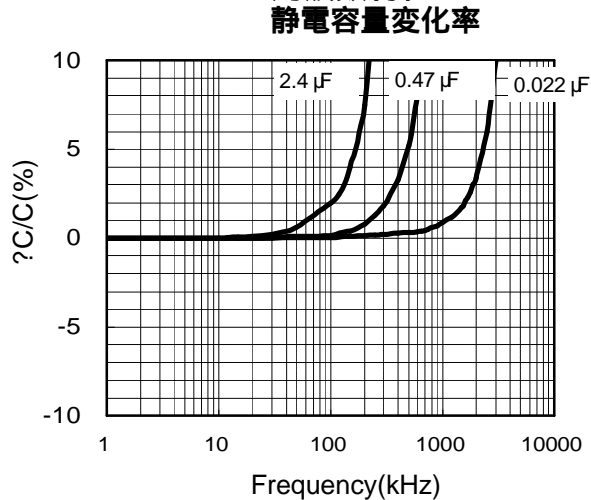
ECWF(L) Type 450VDC series (メタライズドPPフィルムコンデンサ)

温度特性と周波数特性 <代表例>

温度特性



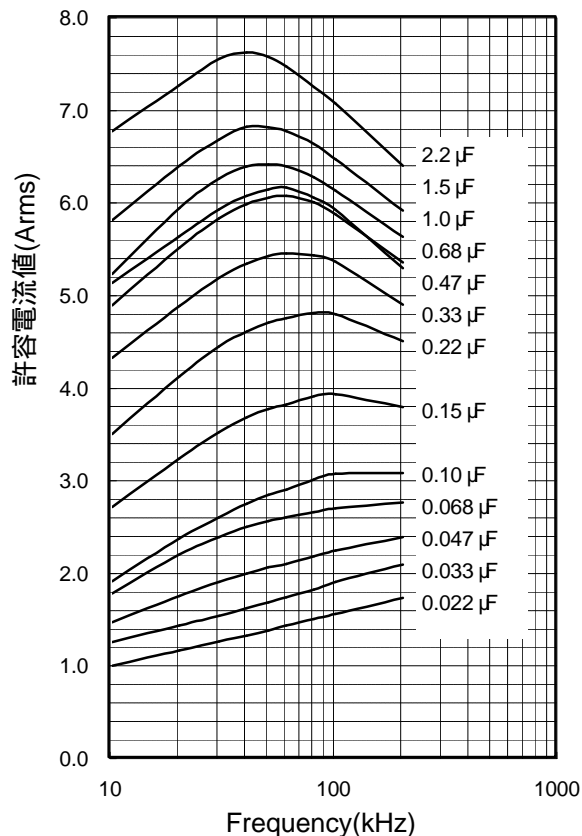
周波数特性



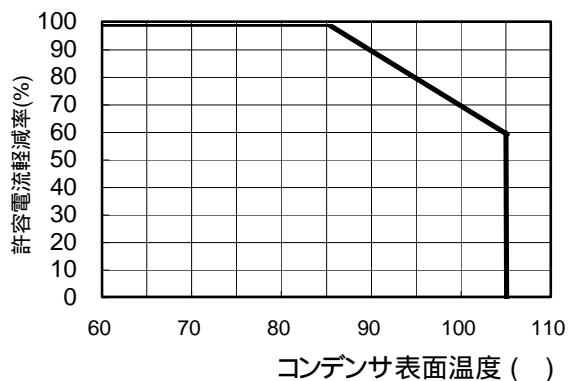
ECWF(L) Type 450VDC series (メタライズドPPフィルムコンデンサ)

アプリケーションスペック

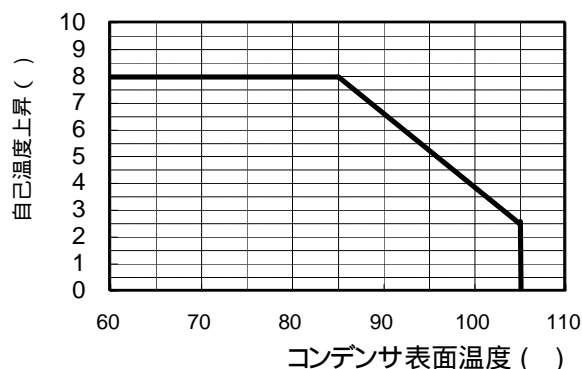
許容電流値 (実効値)



許容電流の温度軽減



壁面温度による自己温度上昇の許容値



注: 1.1 μF以上のコンデンサは 85 °C以下でご使用ください。

パルス電流に対する許容電流値
(パルス回数10000回以内)

Capacitance Value(μF)	code	dV/dt (V/us)	Current(0-P) (A)	Capacitance Value(μF)	code	dV/dt (V/us)	Current(0-P) (A)
0.022	223	412	9.1	0.27	274	154	41.6
0.027	273	412	11.1	0.33	334	154	50.8
0.033	333	412	13.6	0.39	394	154	60.1
0.039	393	283	11.0	0.47	474	154	72.4
0.047	473	283	13.3	0.56	564	136	76.2
0.056	563	283	15.8	0.68	684	136	92.5
0.068	683	283	19.2	0.82	824	113	92.7
0.082	823	283	23.2	1.00	105	113	113.0
0.10	104	200	20.0	1.20	125	85	102.0
0.12	124	200	24.0	1.50	155	85	127.5
0.15	154	200	30.0	1.80	185	85	153.0
0.18	184	200	36.0	2.20	225	85	187.0
0.22	224	200	44.0	2.40	245	85	204.0

* Please consult Panasonic if your condition exceeds the above

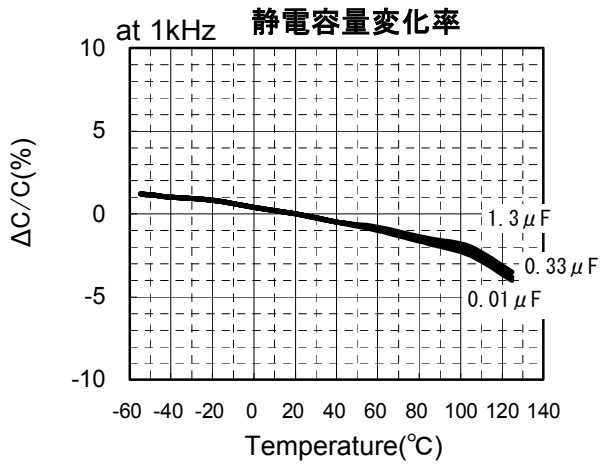
*When you use this product, peak voltage must not exceed DC rated voltage.

*The current(0-P) value is calculated using nominal capacitance.

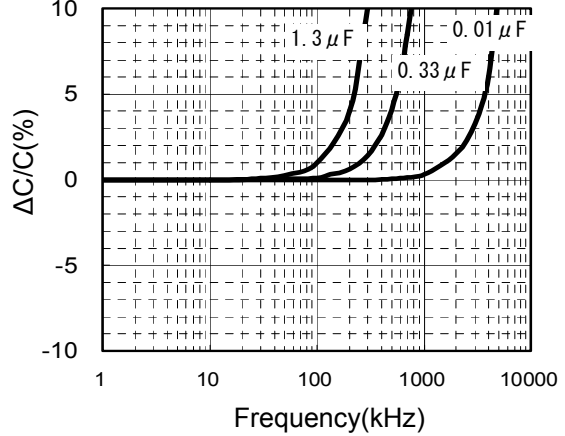
ECWF(L) Type 630VDC series (メタリストPPフィルムコンデンサ)

温度特性と周波数特性 <代表例>

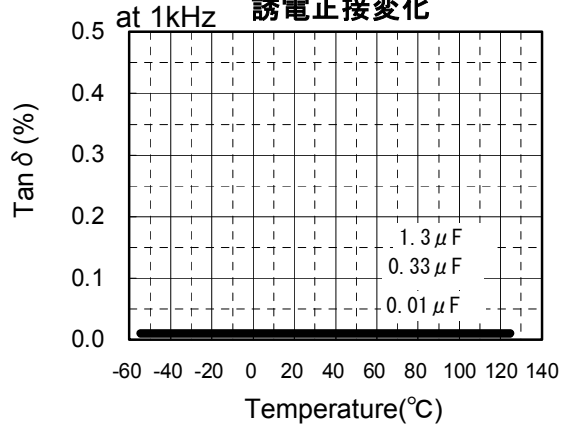
温度特性



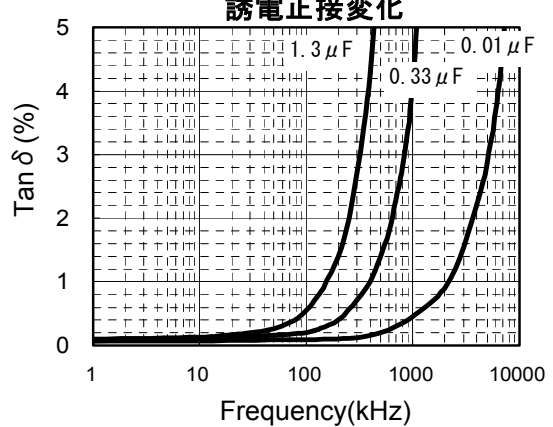
周波数特性



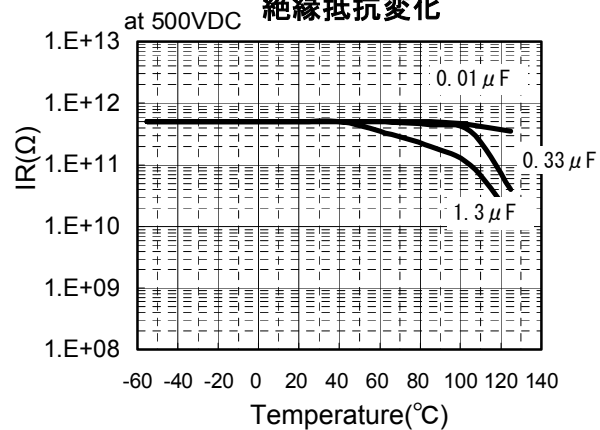
誘電正接変化



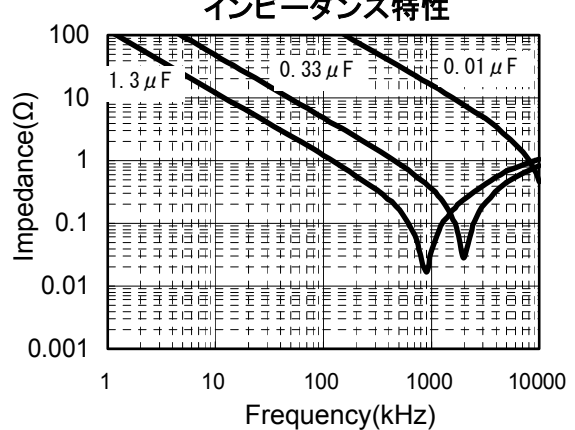
誘電正接変化



絶縁抵抗変化



インピーダンス特性

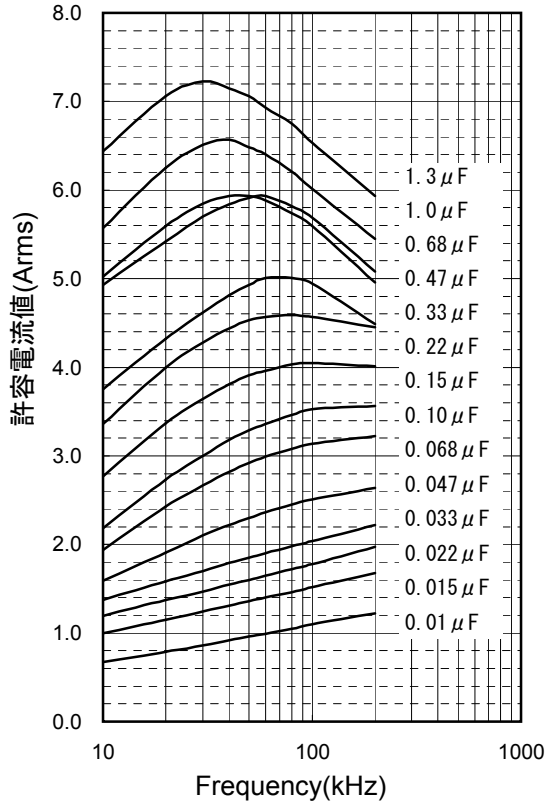




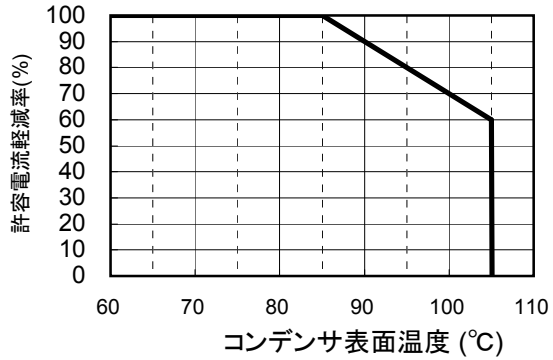
ECWF(L) Type 630VDC series (メタライストPPフィルムコンデンサ)

アプリケーションスペック

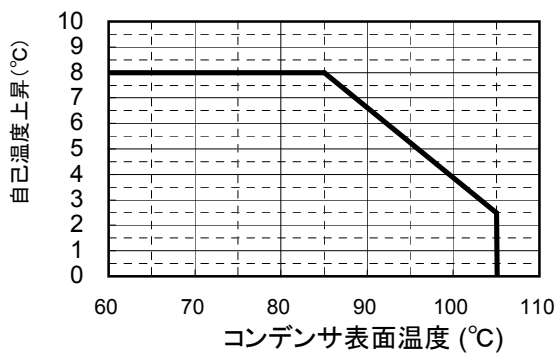
許容電流値(実効値)



許容電流の温度軽減



壁面温度による自己温度上昇の許容値



パルス電流に対する許容電流値 (パルス回数10000回以内)

Capacitance Value(μF)	code	dV/dt (V/us)	Current(0-P) (A)	Capacitance Value(μF)	code	dV/dt (V/us)	Current(0-P) (A)
0.01	103	561	5.6	0.12	124	249	29.9
0.012	123	561	6.7	0.15	154	249	37.4
0.015	153	561	8.4	0.18	184	249	44.8
0.018	183	561	10.1	0.22	224	249	54.8
0.022	223	451	9.9	0.27	274	216	58.3
0.027	273	451	12.2	0.33	334	216	71.3
0.033	333	451	14.9	0.39	394	216	84.2
0.039	393	451	17.6	0.47	474	216	101.5
0.047	473	332	15.6	0.56	564	131	73.4
0.056	563	332	18.6	0.68	684	131	89.1
0.068	683	332	22.6	0.82	824	131	107.4
0.082	823	332	27.2	1.00	105	131	131.0
0.10	104	249	24.9	1.20	125	131	157.2

* Please consult Panasonic if your condition exceeds the above
 *When you use this product, peak voltage must not exceed DC rated voltage.
 *The current(0-P) value is calculated using nominal capacitance.