

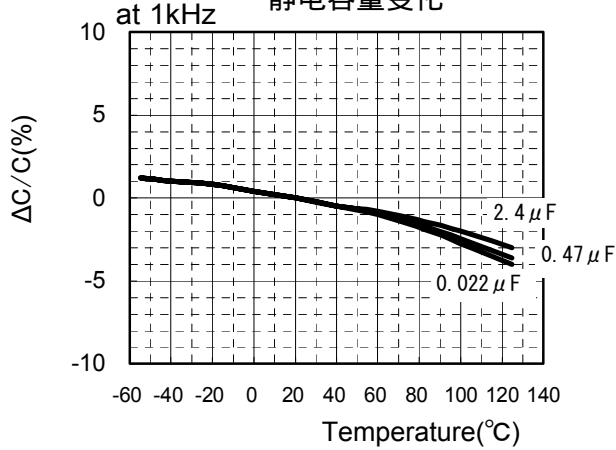


ECWF(L) 类型 400VDC 系列 (金属化PP薄膜电容器)

温度特性和频率特性 <代表例>

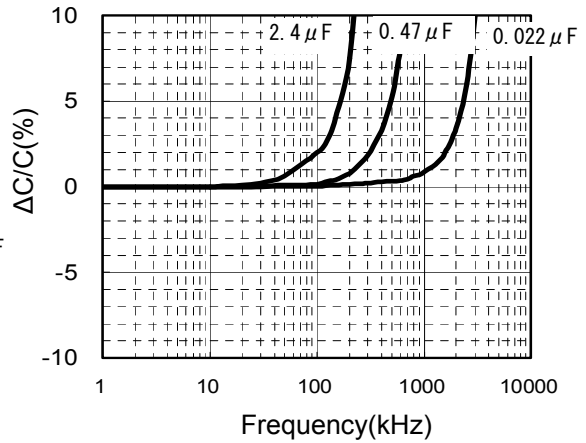
温度特性

静电容量变化

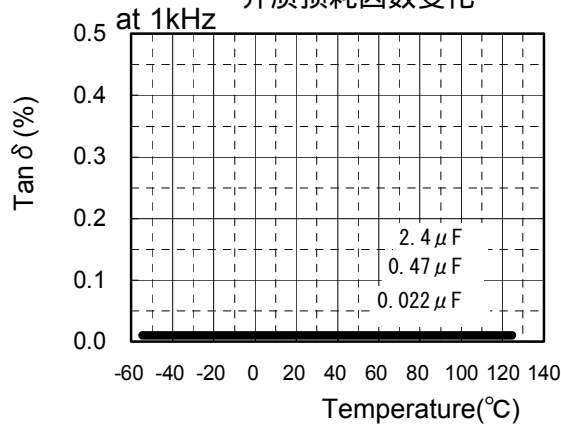


频率特性

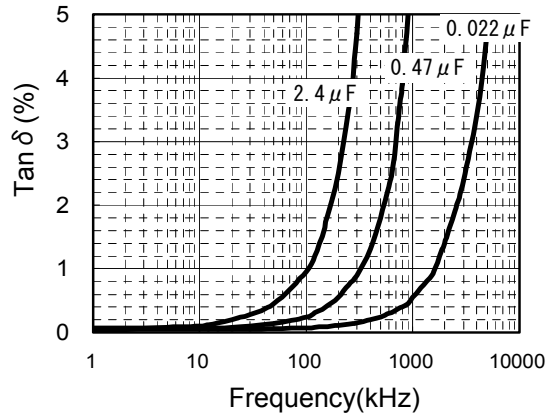
静电容量变化



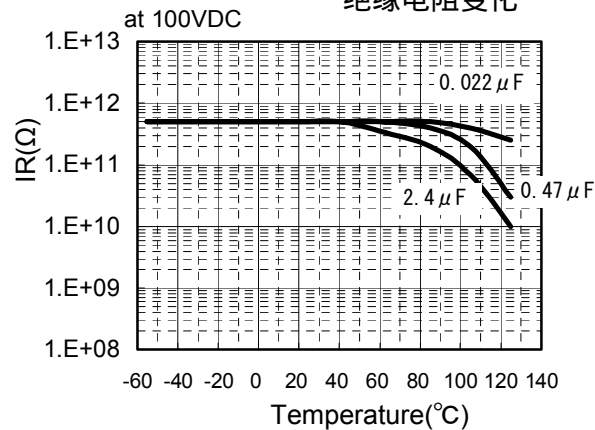
介质损耗因数变化



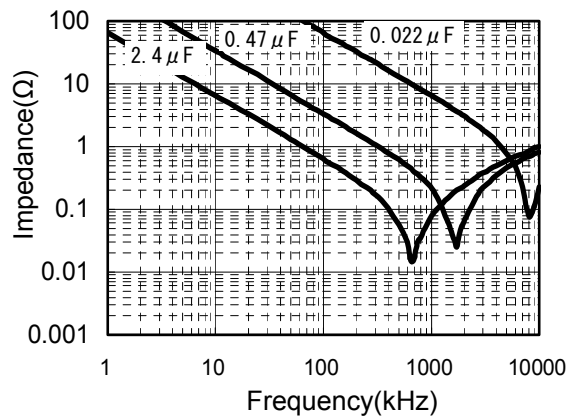
介质损耗因数变化



绝缘电阻变化



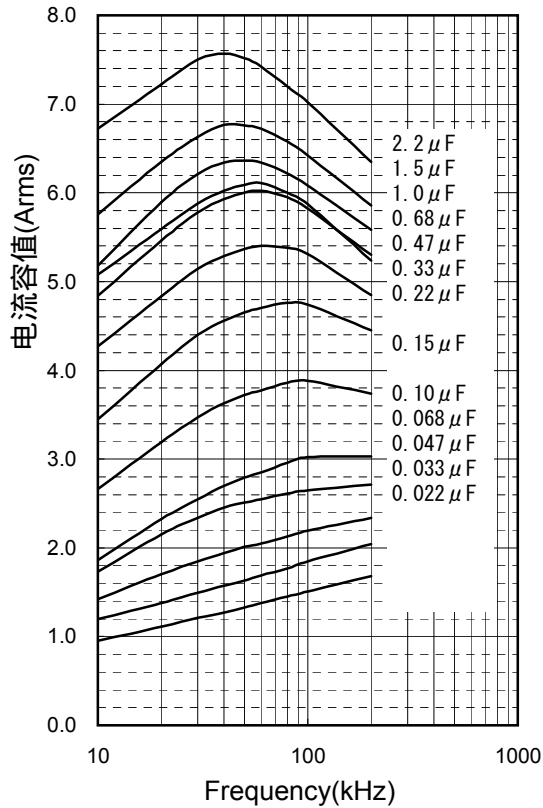
阻抗特性



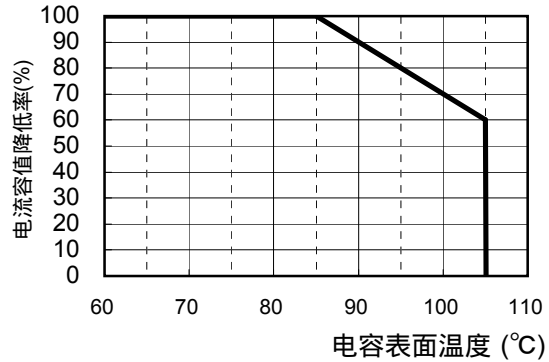
ECWF(L) 类型 400VDC 系列 (金属化PP薄膜电容器)

应用规格

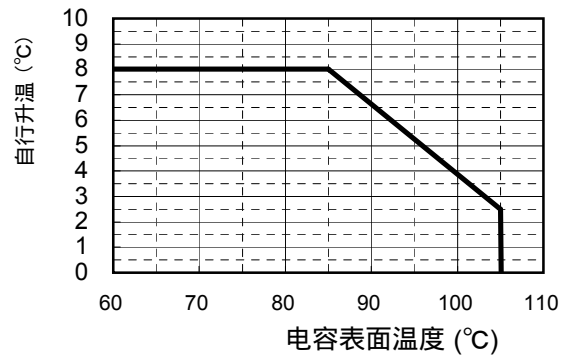
电流容值(有效值)



电流容值下降低温度



因表面温度引起的自行升温容值



相对脉冲电流的电流容值
(脉冲次数10000次以内)

Capacitance Value(μF)	code	dV/dt (V/us)	Current(0-P) (A)	Capacitance Value(μF)	code	dV/dt (V/us)	Current(0-P) (A)
0.022	223	412	9.1	0.27	274	154	41.6
0.027	273	412	11.1	0.33	334	154	50.8
0.033	333	412	13.6	0.39	394	154	60.1
0.039	393	283	11.0	0.47	474	154	72.4
0.047	473	283	13.3	0.56	564	136	76.2
0.056	563	283	15.8	0.68	684	136	92.5
0.068	683	283	19.2	0.82	824	113	92.7
0.082	823	283	23.2	1.00	105	113	113.0
0.10	104	200	20.0	1.20	125	85	102.0
0.12	124	200	24.0	1.50	155	85	127.5
0.15	154	200	30.0	1.80	185	85	153.0
0.18	184	200	36.0	2.20	225	85	187.0
0.22	224	200	44.0	2.40	245	85	204.0

* Please consult Panasonic if your condition exceeds the above

*When you use this product, peak voltage must not exceed DC rated voltage.

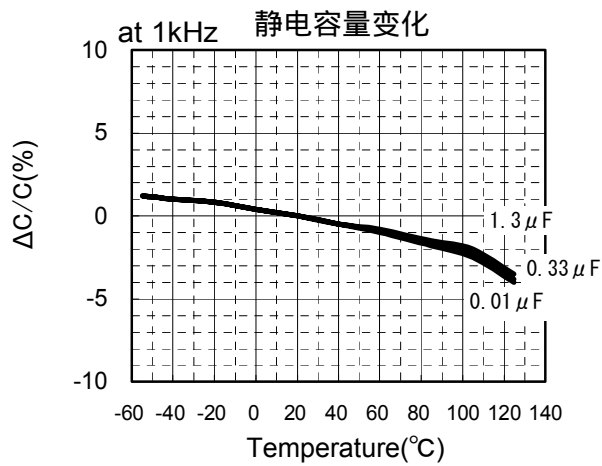
*The current(0-P) value is calculated using nominal capacitance.



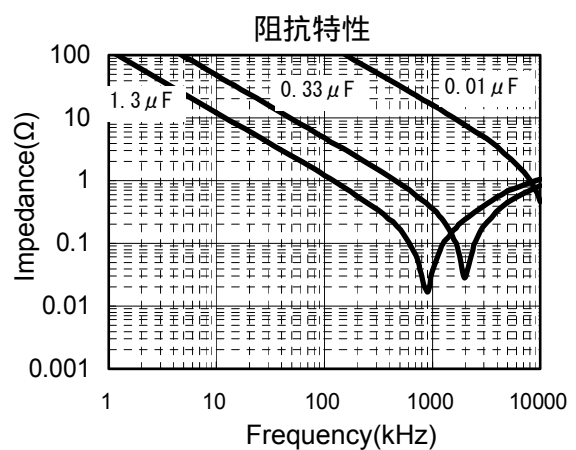
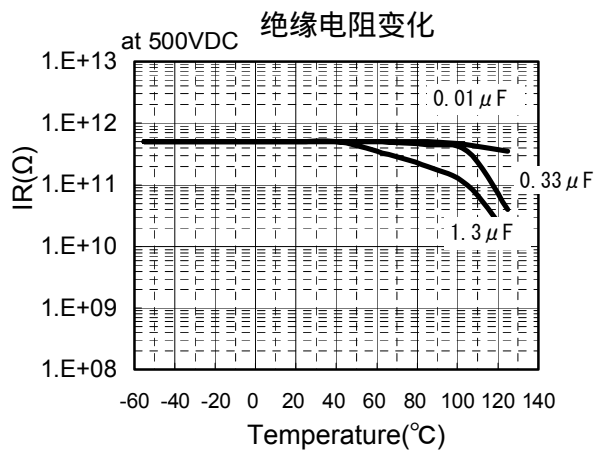
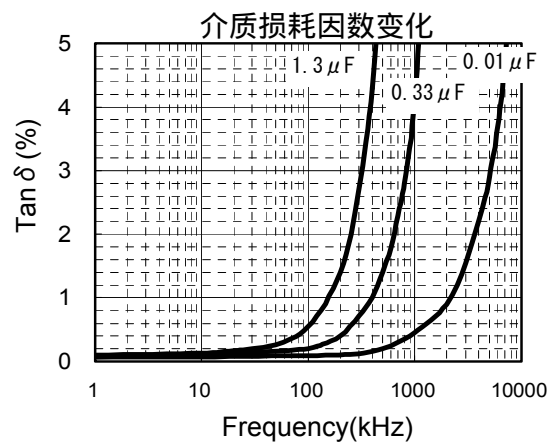
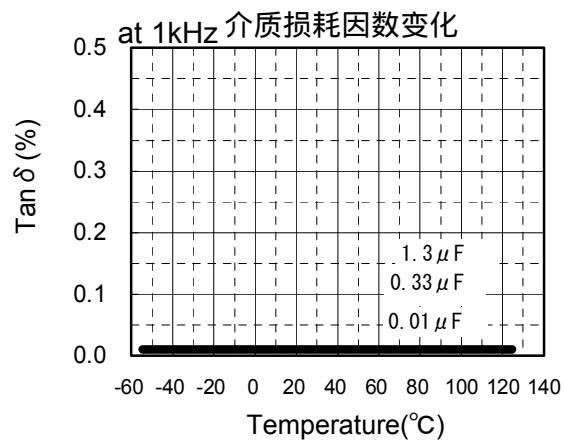
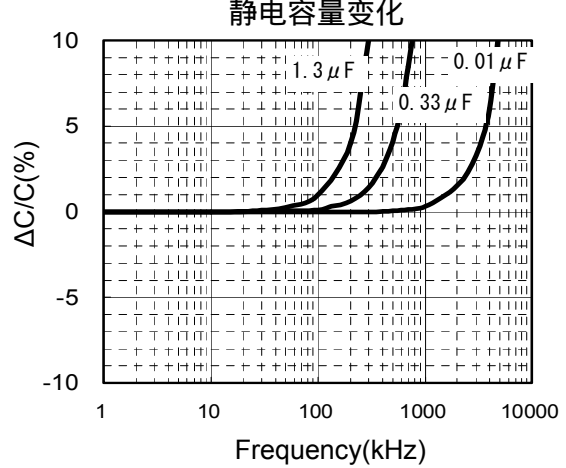
ECWF(L) 类型 630VDC 系列 (金属化PP薄膜电容器)

温度特性和频率特性 <代表例>

温度特性



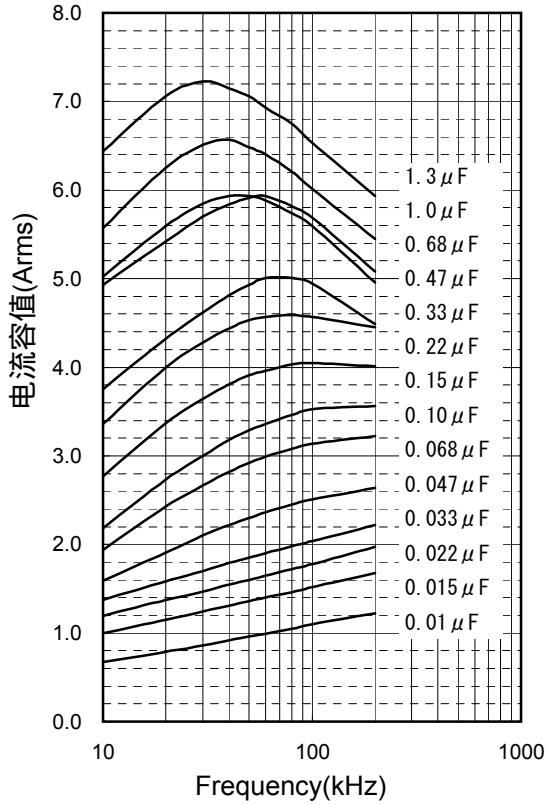
频率特性



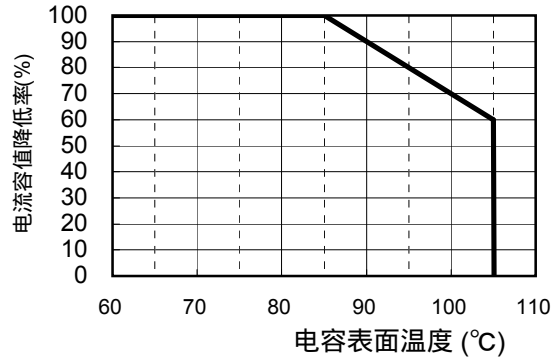
ECWF(L) 类型 630VDC 系列 (金属化PP薄膜电容器)

应用规格

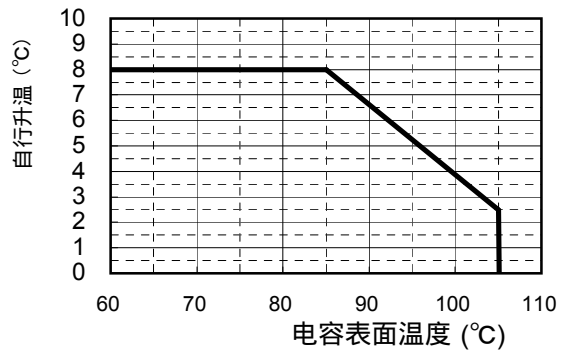
电流容值(有效值)



电流容值下降低温度



因表面温度引起的自行升温容值



相对脉冲电流的电流容值
(脉冲次数10000次以内)

Capacitance Value(uF)	code	dV/dt (V/us)	Current(0-P) (A)	Capacitance Value(uF)	code	dV/dt (V/us)	Current(0-P) (A)
0.01	103	561	5.6	0.12	124	249	29.9
0.012	123	561	6.7	0.15	154	249	37.4
0.015	153	561	8.4	0.18	184	249	44.8
0.018	183	561	10.1	0.22	224	249	54.8
0.022	223	451	9.9	0.27	274	216	58.3
0.027	273	451	12.2	0.33	334	216	71.3
0.033	333	451	14.9	0.39	394	216	84.2
0.039	393	451	17.6	0.47	474	216	101.5
0.047	473	332	15.6	0.56	564	131	73.4
0.056	563	332	18.6	0.68	684	131	89.1
0.068	683	332	22.6	0.82	824	131	107.4
0.082	823	332	27.2	1.00	105	131	131.0
0.10	104	249	24.9	1.20	125	131	157.2

* Please consult Panasonic if your condition exceeds the above

*When you use this product, peak voltage must not exceed DC rated voltage.

*The current(0-P) value is calculated using nominal capacitance.