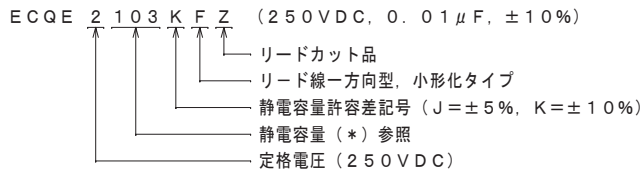


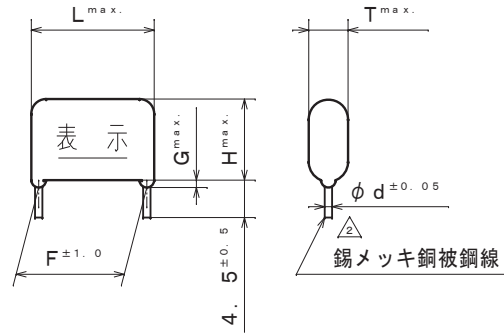
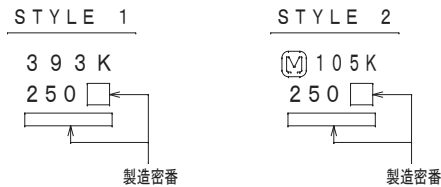
製品番号	静電容量 μF (*)	寸法							表示 STYLE
		L	T	H	F	G	d		
ECQE2103 () FZ	0.01 (103)	10.3	4.3	7.4	7.5	1.0	0.6	1	
" 2123 () FZ	0.012 (123)	"	4.4	7.5	"	"	"	"	
" 2153 () FZ	0.015 (153)	"	"	"	"	"	"	"	
" 2183 () FZ	0.018 (183)	"	"	"	"	"	"	"	
" 2223 () FZ	0.022 (223)	"	"	"	"	"	"	"	
" 2273 () FZ	0.027 (273)	"	"	"	"	"	"	"	
" 2333 () FZ	0.033 (333)	"	4.5	"	"	"	"	"	
" 2393 () FZ	0.039 (393)	"	"	"	"	"	"	"	
" 2473 () FZ	0.047 (473)	"	"	"	"	"	"	"	
" 2563 () FZ	0.056 (563)	"	4.8	7.9	"	"	"	"	
" 2683 () FZ	0.068 (683)	"	4.5	7.5	"	"	"	"	
" 2823 () FZ	0.082 (823)	"	4.9	8.0	"	"	"	"	
" 2104 () FZ	0.1 (104)	"	5.8	8.4	"	"	"	"	
" 2124 () FZ	0.12 (124)	"	6.0	9.0	"	"	"	"	
" 2154 () FZ	0.15 (154)	"	"	10.8	"	"	"	"	
" 2184 () FZ	0.18 (184)	12.0	5.0	10.3	10.0	"	"	"	
" 2224 () FZ	0.22 (224)	"	5.5	10.5	"	"	"	"	
" 2274 () FZ	0.27 (274)	"	6.0	11.5	"	"	"	"	
" 2334 () FZ	0.33 (334)	"	6.5	12.0	"	"	"	"	
" 2394 () FZ	0.39 (394)	18.5	4.9	"	15.0	"	"	2	
" 2474 () FZ	0.47 (474)	"	5.3	12.5	"	"	"	"	
" 2564 () FZ	0.56 (564)	"	5.5	13.0	"	"	"	"	
" 2684 () FZ	0.68 (684)	"	6.0	13.5	"	"	0.8	"	
" 2824 () FZ	0.82 (824)	"	6.5	14.5	"	"	"	"	
" 2105 () FZ	1.0 (105)	"	7.4	15.0	"	"	"	"	
" 2125 () FZ	1.2 (125)	"	8.0	15.9	"	"	"	"	
" 2155 () FZ	1.5 (155)	"	9.0	16.8	"	"	"	"	
" 2185 () FZ	1.8 (185)	26.0	7.5	15.5	22.5	"	"	"	
" 2225 () FZ	2.2 (225)	"	8.5	16.3	"	"	"	"	
" 2275 () FZ	2.7 (275)	"	9.4	17.0	"	"	"	"	
" 2335 () FZ	3.3 (335)	"	10.3	18.0	"	1.5	"	"	
" 2395 () FZ	3.9 (395)	"	11.0	20.5	"	"	"	"	
" 2475 () FZ	4.7 (475)	"	12.0	21.5	"	"	"	"	
" 2565 () FZ	5.6 (565)	31.0	11.8	21.0	27.5	"	"	"	
" 2685 () FZ	6.8 (685)	"	13.0	22.4	"	"	"	"	
" 2825 () FZ	8.2 (825)	"	14.3	23.5	"	"	"	"	
" 2106 () FZ	10.0 (106)	"	15.9	25.8	"	"	"	"	

静電容量許容差 (J or K)

品番呼称方法



表示例



改正履歴表				
符号	年月日	改正内容		制定者
△	2012. 4. 1	社名変更		長岡 福光 高田
△	2013. 4. 1	社名変更		
△	2015. 4. 1	社名変更		
△	2022. 4. 1	社名変更		
仕 様				
使用条件	カテゴリ 温度範囲	△ -40°C~+105°C (壁面における自己温度上昇を含む)		
構造一般	外装	難燃性エポキシ樹脂外装		
	素子構造	メタライズドポリエステルフィルム		
電	静電容量	左表参照		
気	定格電圧	250VDC △(85°C以上は1.25%/°Cの電圧軽減)		
	静電容量許容差	±5% (J), ±10% (K)		
的	絶縁抵抗	3000MΩ・μF以上, at 20°C (但し, 0.33μF以下は9000MΩ以上) - 100VDC for 60s -		
	誘電正接	1.0%以下, at 1kHz, 20°C		
能	耐電圧	250VDC×150% for 60s (但し, 充放電の際は2kΩ以上の抵抗を通すこと)		
仕様書番号		TMBZ482N		
品名	汎用巻回メタライズドコンデンサ			
	ECQE (F)			
製品番号	ECQE2*** () FZ			
制定日	1990年 9月21日	設計者	管理 存在者	制 定者
図名	製品図	設計者	女鹿田 参考	加藤
図番	E8F227			