


ITEM CODE	CAPACITANCE		DIMENSIONS							VOLUME (mm ³)	Note
	μF	(*)	L	T	H	F	d	P	Q		
ECWFG80205J	2.0	(205)	31.5	10.5	21.0	27.5	0.8	0±1.0	2.0	6946	*
" 80225J	2.2	(225)	"	"	"	"	"	"	"	"	*
" 80275J	2.7	(275)	"	12.0	24.5	"	"	"	"	9261	*
" 80305J	3.0	(305)	"	"	"	"	"	"	"	"	*
" 80335J	3.3	(335)	"	"	"	"	"	"	"	"	*
" 80355J	3.5	(355)	"	13.5	28.5	"	"	"	"	12120	*
" 80395J	3.9	(395)	"	"	"	"	"	"	"	"	*
" 80405J	4.0	(405)	"	"	"	"	"	"	"	"	*
" 80475J	4.7	(475)	"	"	"	"	"	"	"	"	*
" 80505J	5.0	(505)	"	16.0	29.5	"	"	"	"	14868	*
" 80565J	5.6	(565)	"	"	"	"	"	"	"	"	*
" 80605J	6.0	(605)	"	"	"	"	"	"	"	"	*
" 80685J	6.8	(685)	"	17.5	32.5	"	"	"	"	17916	*
" 80705J	7.0	(705)	"	"	"	"	"	"	"	"	*
" 80755J	7.5	(755)	"	"	"	"	"	"	"	"	*
" 80805J	8.0	(805)	"	"	"	"	"	"	"	"	*
" 80825J	8.2	(825)	"	18.5	35.0	"	"	"	"	20396	*
" 80905J	9.0	(905)	"	"	"	"	"	"	"	"	*

Note

*The specimen (the volume is more than 1750mm³) shall be satisfied with IEC60384-1 Inflammability Category B based on IEC60065, 1998~

ITEM CODE NUMBER STRUCTURE



CONSTRUCTION

The capacitor is of non-inductive construction, wound with metallized polypropylene film dielectric. The capacitor is enclosed in non-combustible polybutylene terephthalate case, filled with non-combustible epoxy resin and has two leads.

MARKING

Marking comprises capacitance, capacitance tolerance, rated voltage and date code.

PROPERTIES

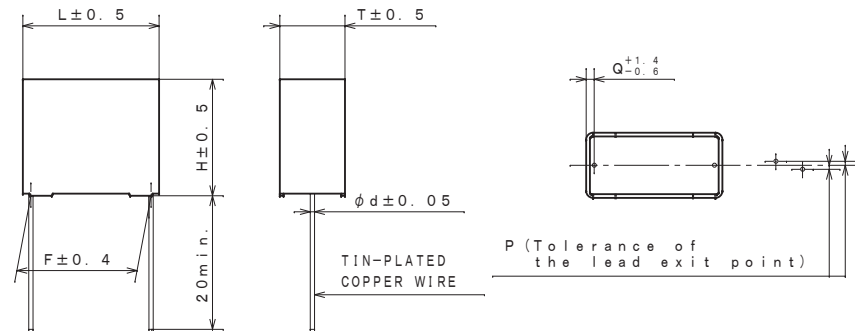
- *Capacitance : See table at 1kHz.
- *Capacitance tolerance : ±5% (J) at 1kHz.
- *Rated voltage : 800VDC
(Derating of rated voltage by 1.0%/°C at more than 85°C)
- *Withstand voltage (terminal-terminal) : 800VDC×150% for 60s
- *Insulation resistance : ≥3000MΩ·μF at 500VDC, 20°C for 60s
- *Dissipation factor : ≤0.1% at 1kHz, 20°C
- *Category temperature range : From -40°C to +110°C
(including temperature rise on unit surface)

PACKING QUANTITY

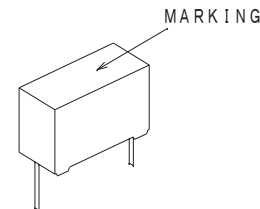
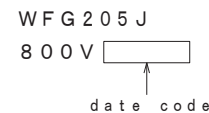
Capacitance range (μF)	Quantity (pcs.)
2.0~ 2.2	300
2.7~ 3.3	200
3.5~ 8.0	150
8.2~ 9.0	100

QUANTITY of MINIMUM ORDER

Capacitance range (μF)	Quantity (pcs.)
2.0~ 2.2	300
2.7~ 3.3	200
3.5~ 8.0	150
8.2~ 9.0	100



MARKING EXAMPLE



ALTERATION		
ISSUE	DESCRIPTION	DATE
△	Company name changed	Apr. 1 2022
SPECIFICATIONS No.		

DESIGN	M. MEKADA
CHECKED	H. YAMAMOTO
APPROVAL	T. KATO
ESTABLISHMENT	Nov. 7. 2019
TYPE NAME	ECWFG 80***J
NAME	Metallized Polypropylene Film Capacitor
DRAWING NAME	PRODUCT DRAWING
DRAWING No.	J019J-J-E (1/1)

Film Capacitor Business Unit
Device Solutions Business Division
Panasonic Industry Co., Ltd.