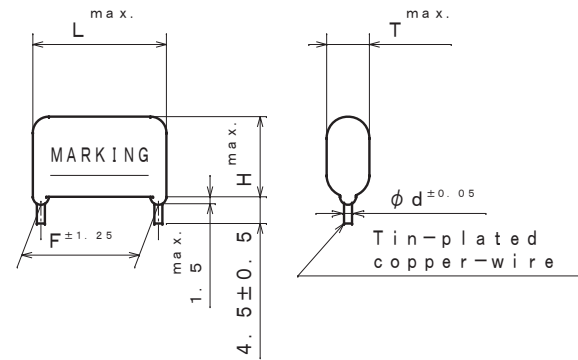
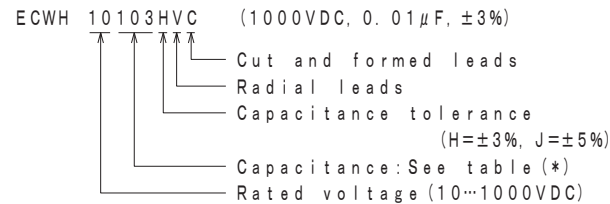


ITEM CODE	CAPACITANCE μF (*)	DIMENSIONS				
		L	T	H	F	d
ECWH 10752 () VC	0.0075 (752)	18.0	6.0	12.5	15.0	0.8
" 10822 () VC	0.0082 (822)	"	"	"	"	"
" 10912 () VC	0.0091 (912)	"	"	13.0	"	"
" 10103 () VC	0.01 (103)	"	6.5	"	"	"
" 10113 () VC	0.011 (113)	"	"	13.5	"	"
" 10123 () VC	0.012 (123)	"	"	"	"	"
" 10133 () VC	0.013 (133)	"	7.0	"	"	"
" 10153 () VC	0.015 (153)	"	"	14.0	"	"
" 10163 () VC	0.016 (163)	"	7.5	"	"	"
" 10183 () VC	0.018 (183)	"	"	14.5	"	"
" 10203 () VC	0.02 (203)	"	8.0	15.0	"	"
" 10223 () VC	0.022 (223)	"	8.5	"	"	"
" 10243 () VC	0.024 (243)	"	"	15.5	"	"
" 10273 () VC	0.027 (273)	"	9.0	16.0	"	"
" 10303 () VC	0.03 (303)	"	9.5	16.5	"	"
" 10333 () VC	0.033 (333)	23.0	7.5	16.0	20.0	"
" 10363 () VC	0.036 (363)	"	"	"	"	"
" 10393 () VC	0.039 (393)	"	8.0	16.5	"	"
" 10433 () VC	0.043 (433)	"	8.5	"	"	"
" 10473 () VC	0.047 (473)	"	"	17.0	"	"
" 10513 () VC	0.051 (513)	"	9.0	17.5	"	"
" 10563 () VC	0.056 (563)	"	9.5	"	"	"
" 10623 () VC	0.062 (623)	"	"	18.0	"	"
" 10683 () VC	0.068 (683)	"	10.0	19.0	"	"
" 10753 () VC	0.075 (753)	"	10.5	19.5	"	"
" 10823 () VC	0.082 (823)	"	11.0	20.0	"	"
" 10913 () VC	0.091 (913)	"	11.5	20.5	"	"
" 10104 () VC	0.1 (104)	"	12.0	21.0	"	"



F: regulation of the root

ITEM CODE NUMBER STRUCTURE



CONSTRUCTION

The capacitor is of non-inductive construction, wound with metallized polypropylene film dielectric. The capacitor is enclosed in non-combustible epoxy resin and has two leads.

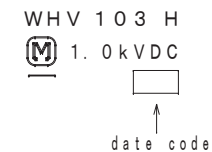
MARKING

Marking comprises capacitance, capacitance tolerance, rated voltage, manufacturer's trademark and type name "WHV" and manufacturer's date code.

PROPERTIES

- Capacitance : See table at 1kHz
- Capacitance tolerance : ±3% (H), ±5% (J)
- Rated voltage : 1000VDC (Derating of rated voltage by 1.25%/°C at more than 85°C)
- Withstand voltage (terminal-terminal) : Rated voltage × 150% for 60s
- (terminal-enclosure) : 1500VAC. for 60s
- Insulation resistance : 30,000MΩ or more, at 500VDC, 20°C for 60s
- Dissipation factor : 0.1% or less at 1kHz, 0.2% or less at 10kHz
- Category temperature range : From -40°C to +105°C (including temperature rise on unit surface)

(example)



ALTERATION

ISSUE	DESCRIPTION	DATE
△	Company name changed	Apr. 1 2012
△	Company name changed	Apr. 1 2013
△	Company name changed	Apr. 1 2015
△	Company name changed	Apr. 1 2022
SPECIFICATIONS No.		

DESIGN	M. MEKABA
CHECKED	H. YAMAMOTO
APPROVAL	T. KATO
ESTABLISHMENT	Sep. 27. 2010
TYPE NAME	
ECWH 10*** () VC	
NAME METALLIZED POLYPROPYLENE CAPACITOR	
DRAWING NAME	
PRODUCT DRAWING	
DRAWING No.	
0057J-J-E (1/1)	

Film Capacitor Business Unit
Device Solutions Business Division
Panasonic Industry Co., Ltd.