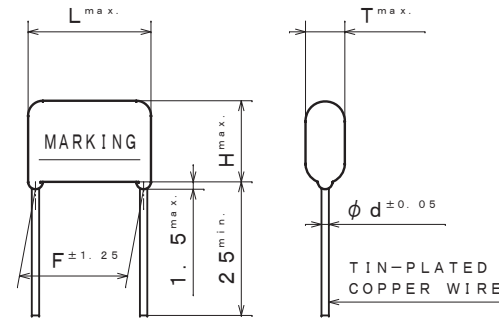


THIRD ANGLE PROJECTION

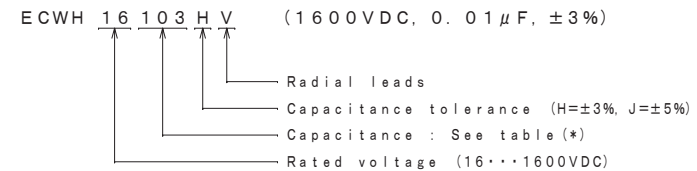
ITEM CODE	CAPACITANCE μF (*)	DIMENSIONS				
		L	T	H	F	d
ECWH16132 () V	0.0013 (132)	18.0	6.5	13.0	15.0	0.8
" 16152 () V	0.0015 (152)	"	"	13.5	"	"
" 16162 () V	0.0016 (162)	"	7.0	"	"	"
" 16182 () V	0.0018 (182)	"	"	14.0	"	"
" 16202 () V	0.002 (202)	"	"	"	"	"
" 16222 () V	0.0022 (222)	"	6.5	13.5	"	"
" 16242 () V	0.0024 (242)	"	7.0	"	"	"
" 16272 () V	0.0027 (272)	"	"	14.0	"	"
" 16302 () V	0.003 (302)	"	7.5	"	"	"
" 16332 () V	0.0033 (332)	"	"	14.5	"	"
" 16362 () V	0.0036 (362)	"	7.0	13.5	"	"
" 16392 () V	0.0039 (392)	"	"	14.0	"	"
" 16432 () V	0.0043 (432)	"	"	"	"	"
" 16472 () V	0.0047 (472)	23.0	6.5	14.5	20.0	"
" 16512 () V	0.0051 (512)	"	"	15.0	"	"
" 16562 () V	0.0056 (562)	"	"	"	"	"
" 16622 () V	0.0062 (622)	"	7.0	"	"	"
" 16682 () V	0.0068 (682)	"	"	15.5	"	"
" 16752 () V	0.0075 (752)	"	7.5	"	"	"
" 16822 () V	0.0082 (822)	"	"	16.0	"	"
" 16912 () V	0.0091 (912)	"	8.0	"	"	"
" 16103 () V	0.01 (103)	"	"	16.5	"	"
" 16113 () V	0.011 (113)	"	8.5	17.0	"	"
" 16123 () V	0.012 (123)	"	9.0	"	"	"
" 16133 () V	0.013 (133)	"	"	17.5	"	"
" 16153 () V	0.015 (153)	"	9.5	18.0	"	"
" 16163 () V	0.016 (163)	"	10.0	18.5	"	"
" 16183 () V	0.018 (183)	"	10.5	19.5	"	"
" 16203 () V	0.02 (203)	"	11.0	20.0	"	"
" 16223 () V	0.022 (223)	28.0	9.5	18.0	25.0	"
" 16243 () V	0.024 (243)	"	10.0	18.5	"	"
" 16273 () V	0.027 (273)	"	10.5	19.5	"	"
" 16303 () V	0.03 (303)	"	11.0	20.0	"	"
" 16333 () V	0.033 (333)	"	11.5	20.5	"	"
" 16363 () V	0.036 (363)	"	12.5	21.5	"	"
" 16393 () V	0.039 (393)	"	13.5	22.0	"	"
" 16433 () V	0.043 (433)	"	14.5	22.5	"	"
" 16473 () V	0.047 (473)	"	15.0	23.5	"	"
" 16513 () V	0.051 (513)	"	15.5	24.0	"	"
" 16563 () V	0.056 (563)	"	16.0	24.5	"	"

TOL. SYMBOL (H or J)



F: regulation of the root

ITEM CODE NUMBER STRUCTURE



CONSTRUCTION

The capacitor is of non-inductive construction, wound with metallized polypropylene film dielectric.
The capacitor is enclosed in non-combustible epoxy resin and has two leads.

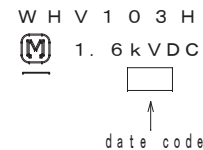
MARKING

Marking comprises capacitance, capacitance tolerance, rated voltage, manufacturer's trademark, type name "WHV" and manufacturer's date code.

PROPERTIES

- Capacitance : See table at 1kHz
- Capacitance tolerance : ±3% (H), ±5% (J)
- Rated voltage : 1600VDC (Derating of rated voltage by 1.25%/°C at more than 85°C)
- Withstand voltage (terminal-terminal) : DC Rated voltage x 150% for 60s
- (terminal-enclosure) : 1500VAC for 60s
- Insulation resistance : 30,000MΩ or more, at 500VDC, 20°C for 60s
- Dissipation factor : 0.1% or less at 1kHz, 0.2% or less at 10kHz
- Category temperature range : From -40°C to +105°C (including temperature rise on unit surface)

(example)



ALTERATION		
ISSUE	DESCRIPTION	DATE
△	Company name changed	Apr. 1 2012
△	Company name changed	Apr. 1 2013
△	Company name changed	Apr. 1 2015
△	Company name changed	Apr. 1 2022
SPECIFICATIONS No.		

DESIGN	M. MEKADA
CHECKED	T. KATO
APPROVAL	T. KATO
ESTABLISHMENT	Mar. 18. 2010
TYPE NAME	
ECWH16*** () V	
NAME METALLIZED POLYPROPYLENE CAPACITOR	
DRAWING NAME	
PRODUCT DRAWING	
DRAWING No.	
0026J-J-E (1/1)	

Film Capacitor Business Unit
 Device Solutions Business Division
 Panasonic Industry Co., Ltd.