



Highly heat resistant Low CTE Multi-layer circuit board materials

高耐熱・低熱膨張多層基板材料




Laminate **R-1755E**

Prepreg **R-1650E**

Applications 用途

Automotive component (ECU board, GPS navigation system), Electric car, Industry, Appliance, Etc.

車載機器 (エンジン ECU、カーナビ)、電気自動車、産業機器、アプライアンスなど



Good highly heat resistant property as general materials apply to Automotive component in harsh environment, high voltage and Industry application.

汎用材でありながら耐熱性に優れており、高温環境の車載用途や高電圧用途、産業機器用途などに適用可能

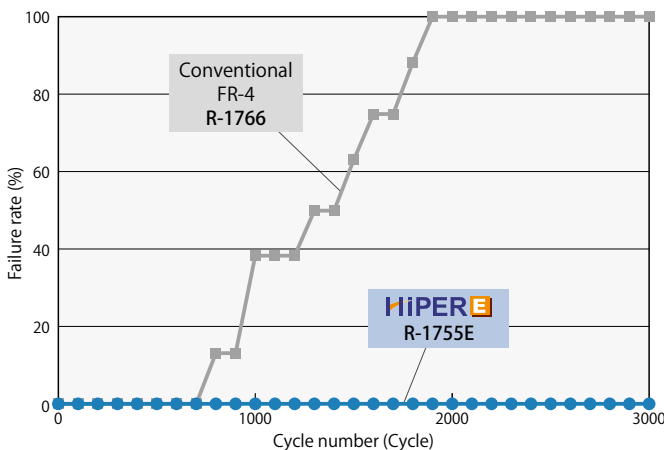
High Tg	Halogen-free R-1566S HiPER R-1755D
Middle Tg	HiPER R-1755M Halogen-free R-1566
Standard Tg	HiPER R-1755E Standard FR-4 R-1766

T_g (DSC)
133°C

T_d (TGA)
370°C

CTE z-axis
42ppm/°C

Through-hole reliability スルーホール導通信頼性

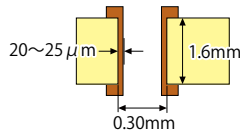


Condition

Cycle condition	-40°C (30min) ⇄ 125°C (30min)
-----------------	-------------------------------

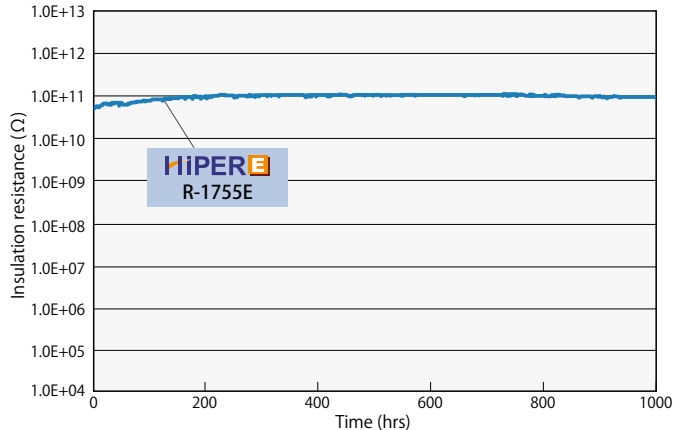
* Failure is over 10% changes of resistance

Construction



Insulation reliability 絶縁信頼性

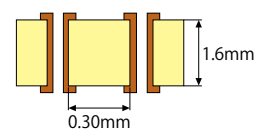
CAF evaluation



Condition

Board thickness	1.6mm
Condition	85°C 85%RH DC50V
Through-hole wall to wall distance	0.3mm

Construction



General properties 一般特性

Item	Test method	Condition	Unit	HiPER R-1755E	Conventional FR-4 R-1766
Glass transition temp.(T _g)	DSC	A	°C	133	140
Thermal decomposition temp.(T _d)	TGA	A	°C	370	315
CTE z-axis	IPC-TM-650 2.4.24	A	ppm/°C	α1	42
				α2	250
T288(with copper)	IPC-TM-650 2.4.24.1	A	min	25	1
Peel strength	1oz(35 μm) IPC-TM-650 2.4.8	A	kN/m	1.6	2.0

The sample thickness is 0.8mm.

The above data are typical values and not guaranteed values. 上記データは当社測定による代表値であり、保証値ではありません。

Please see the page for "Notes before you use" [商品のご採用に当たっての注意事項はこちら](#)